



**Make your operation run more intelligently to protect people, property and your bottom line**

# E<sup>3</sup>Point Toxic and Combustible Gas Monitor



## Flexible Operation

- Comes in standalone, standalone with remote (dual gas mode) or network versions
- Connects to analog or digital systems
- Works with virtually any BAS including BACnet, Modbus
- Wall or duct mount
- Factory-calibrated cartridges

## Cost Effective

- Saves energy through Demand Control Ventilation (DCV)
- Simplifies installation/maintenance through plug-n-play sensor
- Remote sensor option provides dual gas monitoring (standalone version only)
- Optimizes BAS, fire, ventilation and other security systems

## Versatile Communications

- Works through BAS to improve fault diagnostics and collect data on gas concentration levels, sensor condition, etc.
- Couple with 301C to log data and daisy-chain up to 96 E<sup>3</sup>Point units

## Advanced Sensing Technology

- Detects CO, NO<sub>2</sub>, O<sub>2</sub>, H<sub>2</sub>, H<sub>2</sub>S, CH<sub>4</sub>, C<sub>3</sub>H<sub>8</sub>
- Advanced electrochemical (for toxic gases) and catalytic bead (for combustible gases) sensor performance
- Uses patented Reflex<sup>®</sup> and smart cartridge technologies

## Range of Accessories

- Factory-calibrated replacement cartridges
- Power transformer
- Vandal-resistant steel wire detector guards
- Tamper-proof screws
- Horns and strobes

## Electrical Certifications

- US (ANSI/UL 61010-1)
- Canada (CSA C22.2 No. 61010-1)

\* pending - call your sales rep for information

**E<sup>3</sup>Point goes beyond protection to offer your building greater performance and productivity.**



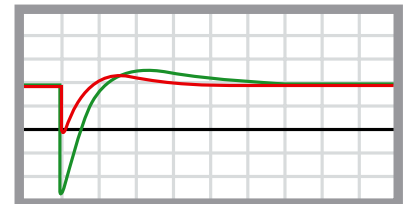
## Plug-N-Play Ease

E<sup>3</sup>Point's plug-n-play sensor is factory calibrated and works out of the box. Upon installation, E<sup>3</sup>Point automatically configures for quick operation. You benefit from easier installation and maintenance, and greater adaptability to changing building and safety requirements.

## Reflex<sup>®</sup> Keeps You Safer

Only Honeywell's patented Reflex<sup>®</sup> technology adds this extra degree of precision and diligence to sensor monitoring to make doubly sure you're safe. Reflex bounces electrical signals into the E<sup>3</sup>Point electrochemical sensor cell at regular intervals, a form of electronic bump testing and continuous monitoring of cell response.

**Oscilloscope graph shows cell responding to Reflex pulse, indicating sensor condition.**



**GREEN** shows optimal sensor condition (dynamic responsiveness to gas).

**RED** shows degraded sensor condition (indicating cell dry-out or failure).

**Efficient Operations + Energy Savings + Economical Value = E<sup>3</sup>Point**

Smart sensor design, extreme temperature range, etc. optimize building performance

On-demand ventilation controls energy use

Reduces cost of installation, operation and maintenance

# Flexible Applications




E<sup>3</sup>Point integrates easily with your building's analog or digital infrastructure as a standalone unit or network addressable device. Here are four installation examples to make E<sup>3</sup>Point work for you.

## E<sup>3</sup>Point Standalone Single-Sensor Operation

A low-cost application for buildings with minimal gas monitoring requirements typical of a small facility. Offers easy installation, commissioning and operation. Two on-board relays can activate fan or strobe.




## E<sup>3</sup>Point/Modbus Configuration



Supports Modbus protocol to daisy-chain E<sup>3</sup>Point detectors, providing up to 96 points of monitoring on a serial bus. Excellent option for controller-based (VA301C) installations common in larger applications. A relay output is provided as an option for activating ventilation directly (e.g. when fan is located in close proximity to detector).

## E<sup>3</sup>Point Standalone Dual-Gas Sensor Operation

Economical application adds option of a second (remote) sensor for dual gas monitoring. Two on-board relays can activate ventilation or strobes.



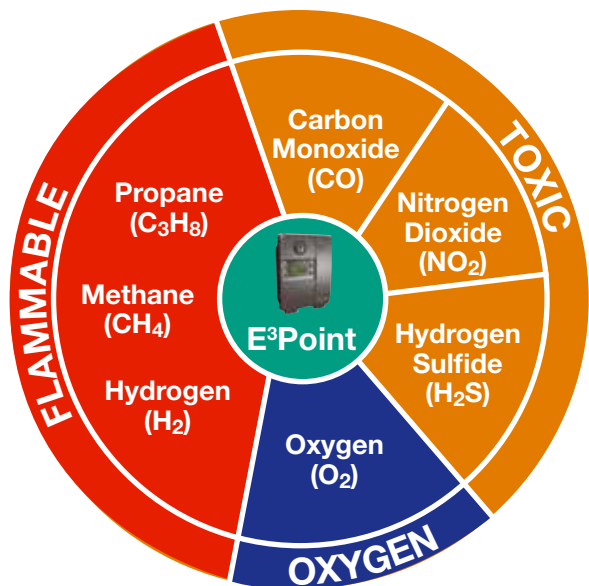
## E<sup>3</sup>Point/BACnet IP Configuration



E<sup>3</sup>Point outputs directly to BACnet or other BAS. Alarms, strobes and horns are activated through BAS with link to DCV/HVAC controls. This system design supports new and retrofit installations for large buildings, and can couple with a controller to effectively integrate wired system components. A relay output is provided as an option for activating ventilation directly (e.g. when fan is located in close proximity to detector).



## Dual-Gas Detection In Many Combinations



E³Point's standalone, dual-gas configuration monitors two gases simultaneously and cost effectively, in any of the following combinations: **toxic-toxic**, **toxic-combustible**, **oxygen-toxic**, or **oxygen-combustible**.

### Find out more

[www.honeywellanalytics.com](http://www.honeywellanalytics.com)

### Contact Honeywell Analytics:












Honeywell Analytics, Inc.  
4005 Matte Blvd., Unit G  
Brossard, QC, Canada  
J4Y 2P4  
Tel: 450.619.2450  
Toll-free: 800.563.2967  
Fax: 888.967.9938  
[detectgas@honeywell.com](mailto:detectgas@honeywell.com)

### Technical Services

[haservice@honeywell.com](mailto:haservice@honeywell.com)

[www.honeywell.com](http://www.honeywell.com)

## E³Point Expands the Range of Gas Detection to Serve Practically All Building Areas, Including Outbuildings

	Building Environment	Gases Present (Detected by E³Point)
	Parking Structure	CO, NO <sub>2</sub> , C <sub>3</sub> H <sub>8</sub>
	Loading Dock	CO, NO <sub>2</sub> , C <sub>3</sub> H <sub>8</sub> , H <sub>2</sub>
	Transport Terminal	CO, NO <sub>2</sub> , C <sub>3</sub> H <sub>8</sub> , CH <sub>4</sub>
	Golf Cart Maintenance/ Battery Charging Area	CO, NO <sub>2</sub> , CH <sub>4</sub> , O <sub>2</sub> , H <sub>2</sub>
	Maintenance Garage	CO, NO <sub>2</sub> , C <sub>3</sub> H <sub>8</sub> , O <sub>2</sub> , H <sub>2</sub> S, H <sub>2</sub>
	Hospital/Ambulance Bay	CO, NO <sub>2</sub> , C <sub>3</sub> H <sub>8</sub> , O <sub>2</sub>
	Fire/Police Station	CO, NO <sub>2</sub> , C <sub>3</sub> H <sub>8</sub> , O <sub>2</sub> , H <sub>2</sub> , H <sub>2</sub> S
	Boiler Room	CO, CH <sub>4</sub> , C <sub>3</sub> H <sub>8</sub>
	Battery Charging Rooms & Hydrogen Tanks	H <sub>2</sub>
	Commercial Kitchen	C <sub>3</sub> H <sub>8</sub> , CO, CH <sub>4</sub>
	Indoor Stadium/Arena	CH <sub>4</sub> , CO, C <sub>3</sub> H <sub>8</sub>

### Please Note:

While every effort has been made to ensure accuracy in this publication, no responsibility can be accepted for errors or omissions. Data may change, as well as legislation, and you are strongly advised to obtain copies of the most recently issued regulations, standards, and guidelines. This publication is not intended to form the basis of a contract.